

**Introducing a Brand New Innovation to the UK - IN STOCK NOW!**  
**ENGINEERED OAK STAIR SYSTEM**

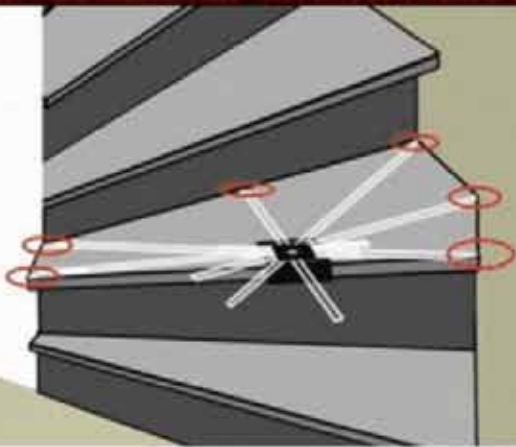


Overlay you old tired stairs, and turn them into a beautiful, clean and contemporary looking feature of the house.

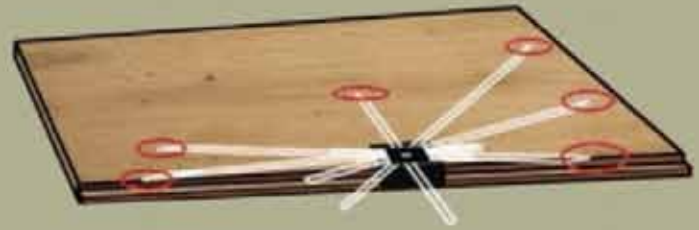
**Save £££'s on expensive joinery work!**  
**Fancy it in your house? Want to be a re-seller? Ring Us!**



step 1: measure the old stairs  
(use the special measuring tool)



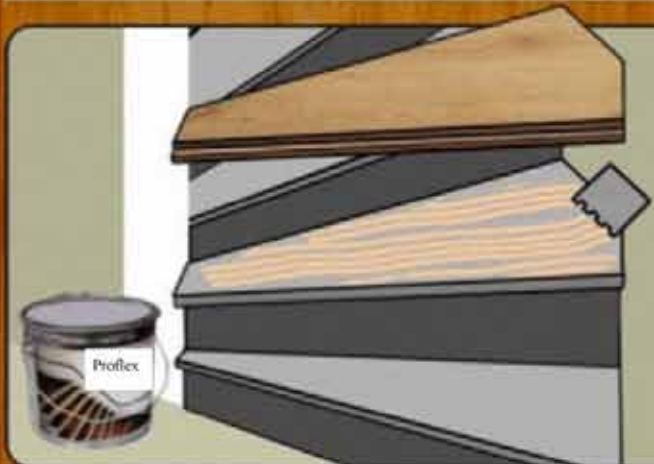
step 2: copy the measuring points to the tread panel



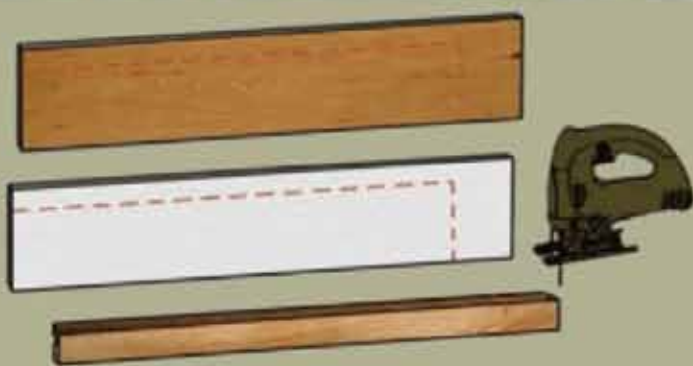
step 3: saw the new tread



step 4: glue the new tread on the old stairs, using our special glue



step 5: saw the noses and risers  
(choose the wood or white side)



step 6: glue and fix the riser



when not using the rubber anti-slip strip, saw 7mm of the nose

step 7: glue and click on the nose

